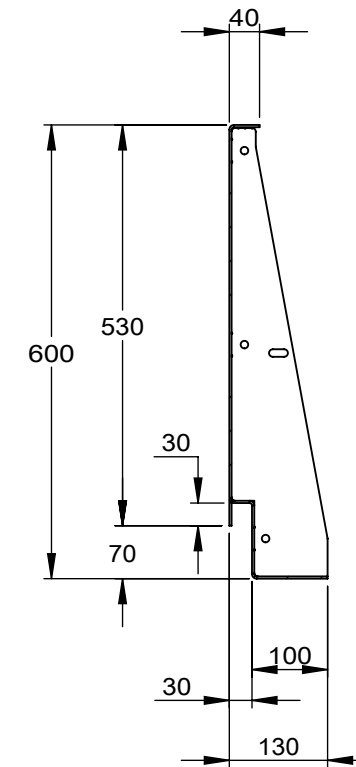


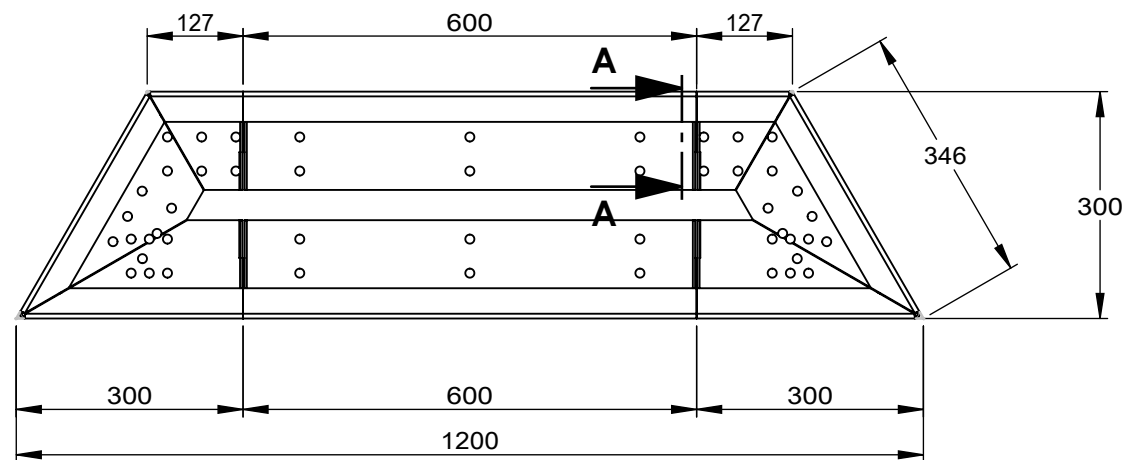
FRONT ELEVATION



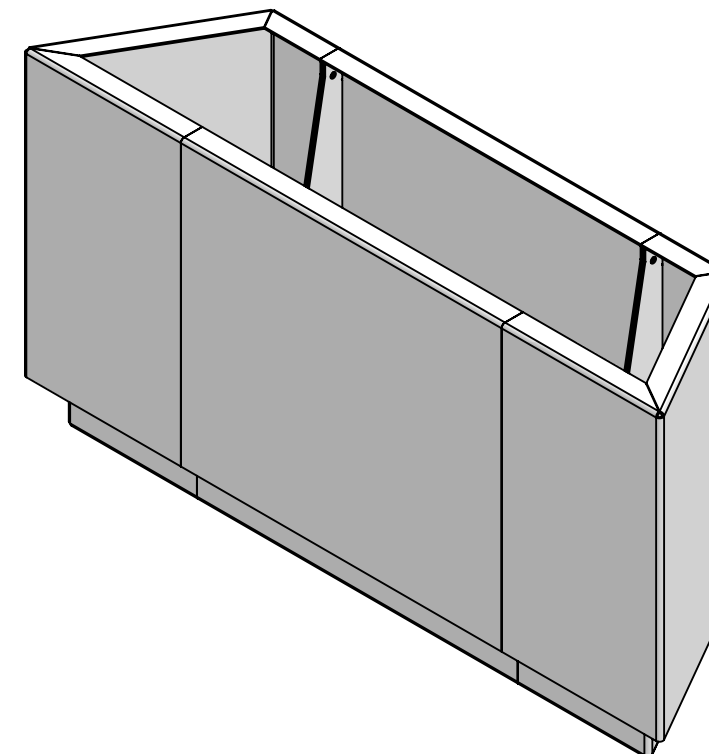
SECTION A-A

GENERAL CONSTRUCTION NOTES

- All Folding Tolerances are $\pm 1.2\text{mm}$ with an angle variation of $\pm 1^\circ$
- All Rolling Tolerances $\pm 8\text{mm}$
- All Fabricated and Welded Components are Manufactured to a Tolerance of $\pm 2\text{mm}$
- All Fabricated and Welded Corners are Manufactured to a Tolerance of $\pm 5\text{mm}$ across a Diagonal Measurement
- Were powder coated components are applicable they are completed to the following specification:
 - Pre Treatment – Shot Blast SA 2.5
 - Primer – Zinc Rich primer with a minimum of 60um
 - Top Coat – Final Top coat to be a minimum of 60um
- All Timber finishes are supplied as un-treated
- All Cor-ten finishes are supplied as un-treated/un-weathered



PLAN



3D VIEW

RADIUS ON ALL CORNERS AND EDGES

NUVIA XL

• **TOTAL WEIGHT = 55.70Kg**

REV. **A**

No.1 Old Street
Clarkenwell
London
EC1V 9HL

Kinley 